

Electrolux Professional Line 5000

The all-in-one business solution
for your Self-Service Laundry



Thinking of you
Electrolux



Electrolux Professional
Self-Service Laundry

“Electrolux is a brand that delivers on its promises and supports our business strategy.”

Maximize revenue, minimize costs

Keep your customers smiling
from the day they first enter
your Self-Service Laundry

*What keeps customers of coin-operated laundries coming back?
Quick access, great wash results, and easy-to-use machines.
And what's the key to success for owners? Low operating costs,
fast processing for highest customer turnaround, and no downtime
thanks to reliable and innovative equipment from Electrolux.*

Electrolux Professional boasts first-rate expertise in laundry solutions, backed by global leadership. We offer the largest and most flexible product range on the market. **Our solutions deliver major savings in every step of the process through 'Excellence inside' – intelligent features and unique extras:**

- ▶ Fast return on investment through low utility costs and faster processing with Automatic Water Savings (AWS) and EcoPower
- ▶ Best wash results in shortest cycle times thanks to efficient, customizable programs and drum Speed Soak
- ▶ User-friendly operation with Compass Pro® featuring intuitive, multi-language control panel and real-time clock for time of day pricing
- ▶ Long lifetime and trouble-free operation with Super Balance™/Power Balance, heavy-duty construction, and Support Rollers
- ▶ Higher G-force for faster dry, significant energy savings, and quicker turnaround
- ▶ 110 years of experience in the professional laundry business – complete solutions provider since the 1950s

Ease-of-use comes standard with the new **Compass Pro[®]**

The new Compass Pro[®] ensures the best utility cost optimization and program flexibility in combination with the market's most user-friendly interface.



Washer Extractor Control

- ▶ Flexible and customizable
- ▶ Up to 55 programs available of which 15 programmable
- ▶ Large, clear display in more than 20 languages
- ▶ Real-time clock for time of day pricing
- ▶ Create custom Compass Pro[®] wash programs on your PC with Laundry Program Manager, then transfer them to machines via USB port
- ▶ 5 liquid detergent signals for automatic dosing
- ▶ Automatic Water Savings: save up to 30% on water for half loads



Dryer Control

- ▶ Flexible and customizable
- ▶ Simple to use and operate
- ▶ Up to 55 programs available of which 15 programmable
- ▶ Large, clear display in more than 20 languages
- ▶ Real-time clock for time of day pricing

User-friendliness

Compass Pro[®] with large, clear displays and intuitive interfaces simplify operation. Users can easily select and navigate the appropriate programs thanks to language selection and voice guidance. With easy access to key parts, machines can be serviced and upgraded without hassle. Because technology is, after all, there to make our lives easier.

The Electrolux Professional Line 5000

Range Overview Self-Service Laundry

Washers Choose the solution that suits you best

Up to 450 G-force extraction

● standard
○ option
x available
- not available

Washer Extractors Soft Mount*		H High Spin Range					
		W575H	W5105H	W5130H	W5180H	W5240H	W5300H
Dry weight capacity, lb		18	25	30	45	60	75
G-force extraction		450	450	450	450	450	400
Width, in		28 3/8"	32 11/16"	35 13/16"	38 3/16"	40 3/16"	40 3/16"
Depth, in		27 3/16"	29 1/8"	30 7/8"	34 4/16"	36"	41 3/4"
Height, in		43 7/8"	47 1/4"	52 3/16"	55 1/2"	56 7/8"	56 7/8"
Electric/Steam/Non-heated		x/x/x	x/x/x	x/x/x	x/x/x	x/x/x	x/x/x
Compass Pro®		●	●	●	●	●	●



Energy Star rated up to 45 lb. capacity. Electrolux machines meet strict energy efficiency guidelines set by the EPA & US Department of Energy. Our larger machines are also designed to save water and energy and achieve impressive Modified Energy Factor (MEF) results.

● standard
○ option
x available
- not available

Washer Extractors Solid Mount*		S Super Spin Range					
		W585S	W5105S	W5130S	W5180S	W5250S	W5330S
Dry weight capacity, lb		20	25	30	45	62	77
G-force extraction		220	200	200	200	200	200
Width, in		26"	28 3/8"	28 3/8"	29 1/2"	32 11/16"	35 13/16"
Depth, in		30 1/8"	29 1/8"	32 1/2"	36"	39"	42 5/16"
Height, in		43 7/8"	47 1/4"	47 1/4"	52 3/16"	55 1/2"	56 7/8"
Electric/Steam/Non-heated		x/x/x	x/x/x	x/x/x	x/x/x	x/x/x	x/x/x
Compass Pro®		●	●	●	●	●	●

● standard
○ option
x available
- not available

Pronto® Wash&Dry - Soft Mount		WD5130	WD5240
Dry weight capacity, lb		18	33
G-force extraction		350	350
Electric/Electric		●	●
Width, in		35 13/16"	40 3/16"
Depth, in		43 11/16"	53 1/8"
Height, in		52 3/8"	57 1/16"
Electric/gas		○	○
Non heated/gas or electric		○	○
Compass Pro®		●	●

● standard
○ option
x available
- not available

Washer Extractors Solid Mount*		X Extra Spin Range		
		W5280X	W5350X	W5600X
Dry weight capacity, lb		65	80	135
G-force extraction		300	220	200
Width, in		36 13/16"	43 15/16"	46 3/16"
Depth, in		38 3/16"	44 1/8"	50 5/8"
Height, in		57 5/16"	61 13/16"	65 4/4"
Electric/Steam/Non-heated		x/x/x	x/x/x	x/x/x
Compass Pro®		●	●	●

Soft Mount machines Direct installation on all types of floors
Solid Mount machines Need to be bolted to concrete pad

Maximize your return on investment with equipment by global leader **Electrolux Professional Laundry**

Dryers Find the solution that meets your needs

- standard
- option
- x available
- not available



Tumble Dryers*

T5290

T5300S

T5420S

T5550

T5675

Dry weight capacity, lb	35	2x35	2x50	67	83
Width, in	27 15/16"	31 1/8"	34 1/4"	37 13/16"	37 13/16"
Depth, in	45 1/2"	43 7/8"	52 5/8"	51 3/4"	59 7/16"
Height, in	65 15/16"	76 3/8"	81 7/8"	73 7/16"	73 7/16"
Electric/Gas/Steam	x/x/x	x/x/-	-/●/-	x/x/x	x/x/x
Compass Pro®	●	●	●	●	●
Residual Moisture Control	○	○	○	○	○



Electrolux S- and H-model washers, Pronto™ WD4240, dryers and ironers comply with International safety standards and product quality specifications for your complete peace of mind.



Refer installation and servicing to qualified, licensed personnel. Always read installation and operating manuals and consult local codes before installation. Protect machines with properly rated, common-trip, circuit breakers ONLY. Warranty void if not properly installed. Solid-mount machines require a concrete foundation, and are not suitable for upper-floor or above-basement installations. Contact Laundrylux for more information and for availability of machines for electric services not listed. Specifications subject to change without notice. Laundrylux assumes no responsibility for errors or omissions in this information.

Images shown are a representation of the product only and variations may occur. See details on product data sheet. * Front and side panel in stainless steel (optional). More information on product data sheet.



The full service spectrum

Intelligent features and unique extras

Our self-service laundry concept goes a step further, offering unique tools to boost your long-term profitability and generate customer loyalty. Communicate the premium quality of your Electrolux Professional equipment and add extra customer value with features like our Voice Guidance System or TMIS™ – Text Management Information System – for the highest customer convenience.

Flexibility and communication

Electrolux washers and dryers with Voice Guidance and TMIS quickly attract positive attention and the word spreads quickly from existing customers to friends, family, and neighbors. For example, with TMIS™, customers can track machine availability on their mobile phone. They can run errands while getting updates on their laundry status. A text message will be sent when the laundry cycle is complete. Now that's convenience!

With our Electrolux Professional branding materials and professional store design and signage, you will quickly get noticed by even more customers.

Managing your business just became easier.

Text messaging has become more than a fun way for people to keep in touch, it has also become a useful resource for business operations. We have applied this technology to our high performance laundry equipment to provide you and your customers with unique added benefits. Here are just a few of the benefits for laundry owners:

- Access service menu
- Deactivate/Activate machines
- Access price programming menu
- Check coin count for coin boxes
- Retrieve ID numbers of machines in use
- Automatic notification for preventative maintenance



Technological Excellence makes the difference

Washers



Highest flexibility and user-friendliness

with Compass Pro®

- ▶ Multi-language menu selection
- ▶ Voice guidance (optional)
- ▶ Real-time clock for time of day pricing
- ▶ Available on Washers and Dryers

Extended lifetime

due to Super Balance™ and Power Balance

- ▶ Lower maintenance costs
- ▶ Less vibration
- ▶ Maximum water extraction
- ▶ Lower energy costs



Extra-long lifetime

- ▶ Heavy-duty bearings with three seals and sealed drain for professional use
- ▶ Designed for easy service



Unique innovations from Electrolux

Cost savings in water and energy

thanks to the Automatic Water Savings (AWS)


- ▶ Determines the load weight and adds precisely the correct amount of water
- ▶ Up to 30% water savings for half loads
- ▶ Less water to heat
- ▶ Reduces water & energy consumption



Total detergent flexibility

thanks to 4-compartment detergent box

- ▶ Load with softener, bleach, powder or liquid detergent at the same time



High reliability and safety

due to heavy-duty construction

- ▶ Robust steel door and lock mechanism
- ▶ Hinges set wide apart
- ▶ Door locked through the entire wash cycle




Maximum convenience

with Pronto Wash&Dry technology


- ▶ Space saving all-in-one machine – washes and dries
- ▶ Time savings and maximum customer convenience

Dryers



Dry 12% faster using 25% less gas with tighter construction and axial airflow

- ▶ Customers appreciate the time savings
- ▶ More efficient airflow and extremely low energy usage
- ▶ Increases throughput so you can serve more customers



Up to an additional 15% energy savings with Eco Power

- ▶ Calculates when garments are dry and automatically reduces dryer temperature
- ▶ Keeps turning until paid time runs out
- ▶ Reduces wrinkles and wear on garments




Extended machine lifetime with Advanced Blower Wheel

- ▶ Less maintenance
- ▶ Less sensitive to lint accumulation and pressure drop



Reversing drums are standard

- ▶ Garments don't tangle
- ▶ Laundry dries faster using less energy
- ▶ Customers appreciate the time savings



Faster maintenance

- ▶ Best ergonomic construction
- ▶ Easy to clean lint screen



Longer lifetime and silent operation with Support Rollers

- ▶ Improved drum stability



Time savings, greater security

- ▶ Enlarged coin box
- ▶ Improved security



Designed by experts.
Inspired by you.



Thinking of you
Electrolux

*For Electrolux Professional Laundry Solutions
in North America, please contact:*

Laundrylux®
461 Doughty Boulevard
Inwood, NY 11096-1384
(800) 381-7222 • info@laundrylux.com
www.laundrylux.com

Electrolux is a global leader in household appliances and appliances for professional use, selling more than 40 million products to customers in more than 150 markets every year. The company focuses on innovations that are thoughtfully designed, based on extensive consumer insight, to meet the real needs of consumers and professionals. This is the essence of our company slogan 'thinking of you.'

Electrolux Professional reinvests a large part of its revenues in R & D to maintain a high level of innovation, meet customer demands and stay ahead of competition.

- ▶ 3% of sales invested annually in R & D
- ▶ More than 200 exclusive patents
- ▶ Innovative laboratories
- ▶ Dedicated design department

**Discover the Electrolux Excellence
and share more of our thinking at
www.electrolux.com/professional**